



380Watt

MONO PERC 72 CELL SOLAR PV MODULE


• AE7H380VC5B • AE7H375VC5B • AE7H370VC5B

Special 5 Busbar Design



The unique cell design leads reduction in electrodes resistance, shading area and raise in conversion efficiency. Residual stress distribution can be more even, reducing the micro-cracks risks.

IP67 Rated Junction Box



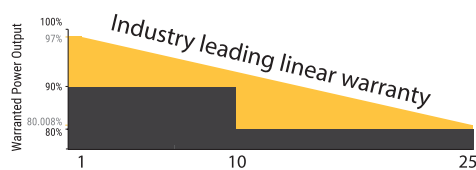
IP67 rated junction box ensures an outstanding waterproof level, supports installations in all orientations and reduces stress on the cables. High reliable performance, low resistance connectors ensure maximum output for the highest energy production.

Trust Anchor to Deliver Reliable Performance Over Time

- World-class manufacturer of crystalline silicon photovoltaic modules
- Unrivaled manufacturing capacity and world-class technology
- Rigorous quality control meeting the highest international standards: ISO9001:2015, ISO 14001:2015, ISO 45001:2018
- Regular independently checked production process from international accredited institute/company
- Tested for harsh environments (salt mist, ammonia corrosion and sand blowing testing: IEC 61701, IEC 62716, DIN EN 60068-2-68)**
- Long-term reliability tests
- 2 x 100% EL inspection ensuring defect-free

Industry-leading Warranty based on nominal power

- 97% in the first year, thereafter, for years two (2) through twenty-five (25), 0.708% maximum decrease from MODULE's nominal power output per year, ending with the 80.008% in the 25th year after the defined WARRANTY STARTING DATE.** 25
- 12 year product warranty
- 25 year linear performance warranty



High power output

Compared to normal module, the power output can increase 5W-10W



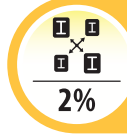
High PID resistant

Advanced cell technology and qualified materials lead to high resistance to PID



Excellent weak light performance

More power output in weak light condition, such as haze, cloudy and morning



Anchor current sorting process

System output maximized by reducing mismatch losses up to 2% with modules sorted & packaged by amperage



Extended wind and snow load tests

Module certified to withstand extreme wind (2400 Pascal) and snow loads (5400 Pascal)*



Withstanding Harsh Environment

Reliable quality leads to better sustainability even in harsh environment like desert, farm and coastline

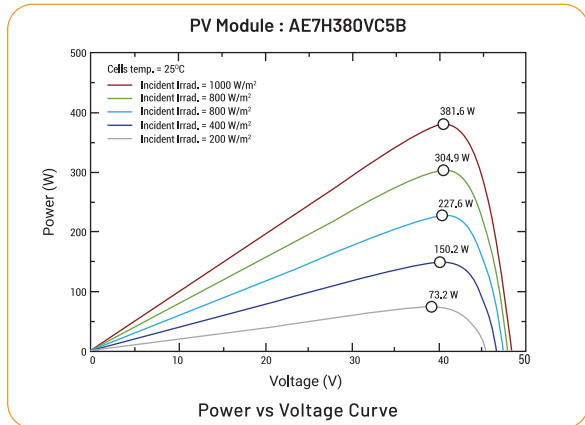
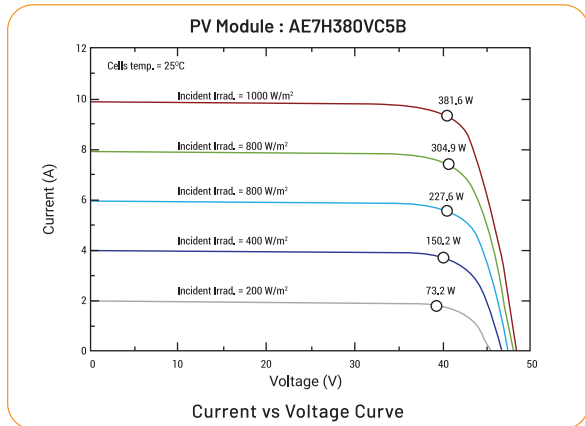
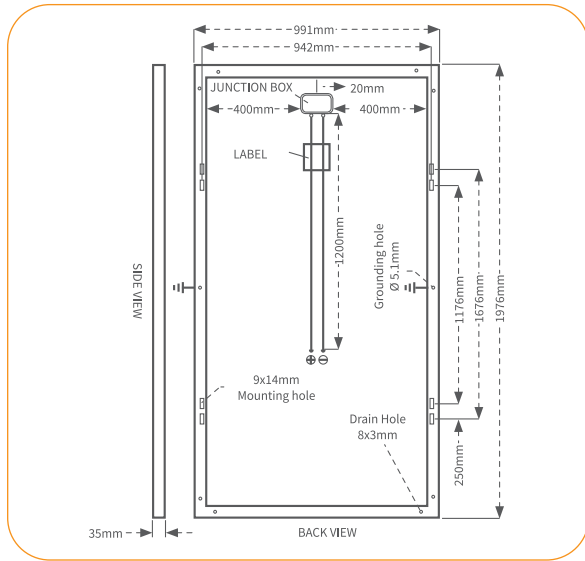
** IEC DIN EN 61215 (VDE 0126 - 31)
DIN EN 61730 - 1 (VDE 0126 Teil)
DIN EN 61730 - 2 (VDE 0126 30-1 - 30 - 2)

Certifications and standards:
IEC 61215, IEC 61730
IEC 62804 | IEC 62716 | IEC 61701 ***



Made in India
PV Modules

* Please refer to Anchor Standard Module Installation Manual for details. ** Please refer to PLSIND warranty for details. ***Conditions Apply



Dealer Information

Panasonic Life Solutions India Pvt. Ltd.

Registered Office : 12th Floor, Ambience Tower, Ambience Island, NH-48, Gurugram, Haryana - 122 002.

For queries and communication : 3rd Floor, B wing, I-Think Techno Campus, Pokhran Road No 2, Thane (west) - 400607, Maharashtra

T: (9122) 42228888 | F: (9122) 42228888 | Customer care no.: (022) 41304130 | WhatsApp No: 91360 28606

Email: solar@in.panasonic.com | www.lsin.panasonic.com

Information on how to install and operate this product is available in the installation instruction. All values indicated in this data sheet are subject to change without prior announcement. The specifications may vary slightly. All specifications are in accordance with standard EN 50380. Color differences of the modules relative to the figures as well as discolorations of/in the modules which do not impair their proper functioning are possible and do not constitute a deviation from the specification.

• AE7H380VC5B • AE7H375VC5B • AE7H370VC5B

Electrical Characteristics

STC	AE7H380 VC5B	AE7H375 VC5B	AE7H370 VC5B
Wattage Wp	380	375	370
Voltage at Max Power, Vmax	39.93	39.82	39.71
Open Circuit Voltage, Voc	48.45	48.40	48.35
Current at Max Power, Imax	9.52	9.42	9.32
Short Circuit Current, Isc	9.88	9.77	9.66
Fill Factor	79.38	79.30	79.22
Module Efficiency	19.41	19.15	18.89
Operating Temperature (°C)	-40°C ~ +85°C		
Maximum System Voltage	1500VDC (IEC)		
Maximum Series Fuse Rating	15A		
Power Tolerance	0 to +5Wp		

STC: Irradiance 1000 W/m², Module temperature 25 °C, AM=1.5

PLSIND reserves the right to adjust the listed parameters without notice.

Temperature Characteristics

Temperature Coefficient of Pmax	-0.41 %/°C
Temperature Coefficient of Voc	-0.31 %/°C
Temperature Coefficient of Isc	+0.062 %/°C
Nominal Operating Cell Temperature (NOCT)	45±2°C

Mechanical Characteristics

Cell Type	Mono PERC 156.75 x 156.75mm (6.17 inches)
No. of Cells	72 (6 x 12)
Dimensions	1976x991x35mm (77.795x39.01x1.37inch)
Weight	22.5 kgs (51.80 lbs.)
Front Glass	3.2mm, High Transmission, Low Iron, Tempered Glass
Frame	Anodized aluminum alloy
Junction Box	IP67 rated
Output Cables	4.0 Sqm, Length: 1200mm
Connectors	MC4 compatible
Maximum Snow Load	550 Kg/m ²
Maximum wind Load	200Km/h
Hailstone Impact Test	80km/h for 25 mm ice ball

Packing Configuration

Container	20' GP	40' GP
Pieces per pallet	31	31
Pallets per container	10	22
Pieces per container	310	682

PLSIND stands for Panasonic Life Solutions India Pvt. Ltd.